

SEARLE

ESTATE WAGONS & STATION WAGONS





ESTATE WAGONS & STATION WAGONS

For the sporting man about town.

The Searle-equipped SUPER ESTATE WAGON, (short chassis, 2 door).

The two-door short chassis Super Estate is a unique multi-purpose vehicle, equally at home in town or country—and the perfect towing partner for boat or caravan.

The Super Estate is fully trimmed and equipped to saloon car standard, having excellent soundproofing and insulation. And its double skin fully ventilated roof has curved Alpine windows for maximum light and visibility.

The Super Estate has seating for five plus substantial luggage accommodation. The rear seats fold flat against the sides of the body, leaving an uninterrupted loading space of over 60 cubic feet.

STATION WAGON ROYALE (long chassis, 4 door)

The town vehicle with a country pedigree.

The Station Wagon Royale is the multipurpose touring and sporting vehicle, spacious and airy for around town use with superb visibility and Ergo contoured, deeply upholstered face forward seating for six.

Vast space for luggage or dogs, shooting and fishing gear makes the Royale the ideal vehicle for holidays.

The Royale will effortlessly tow a boat down to the waters edge, pull a Caravan or horsebox across a ploughed up field—or go on Safari to the further corners of the Globe.

The luxurious Royale is designed for the townsman with country interests and for the sportsman who appreciates his comfort.


Your family and your investment are secure in a Searle Luxury Land Rover.



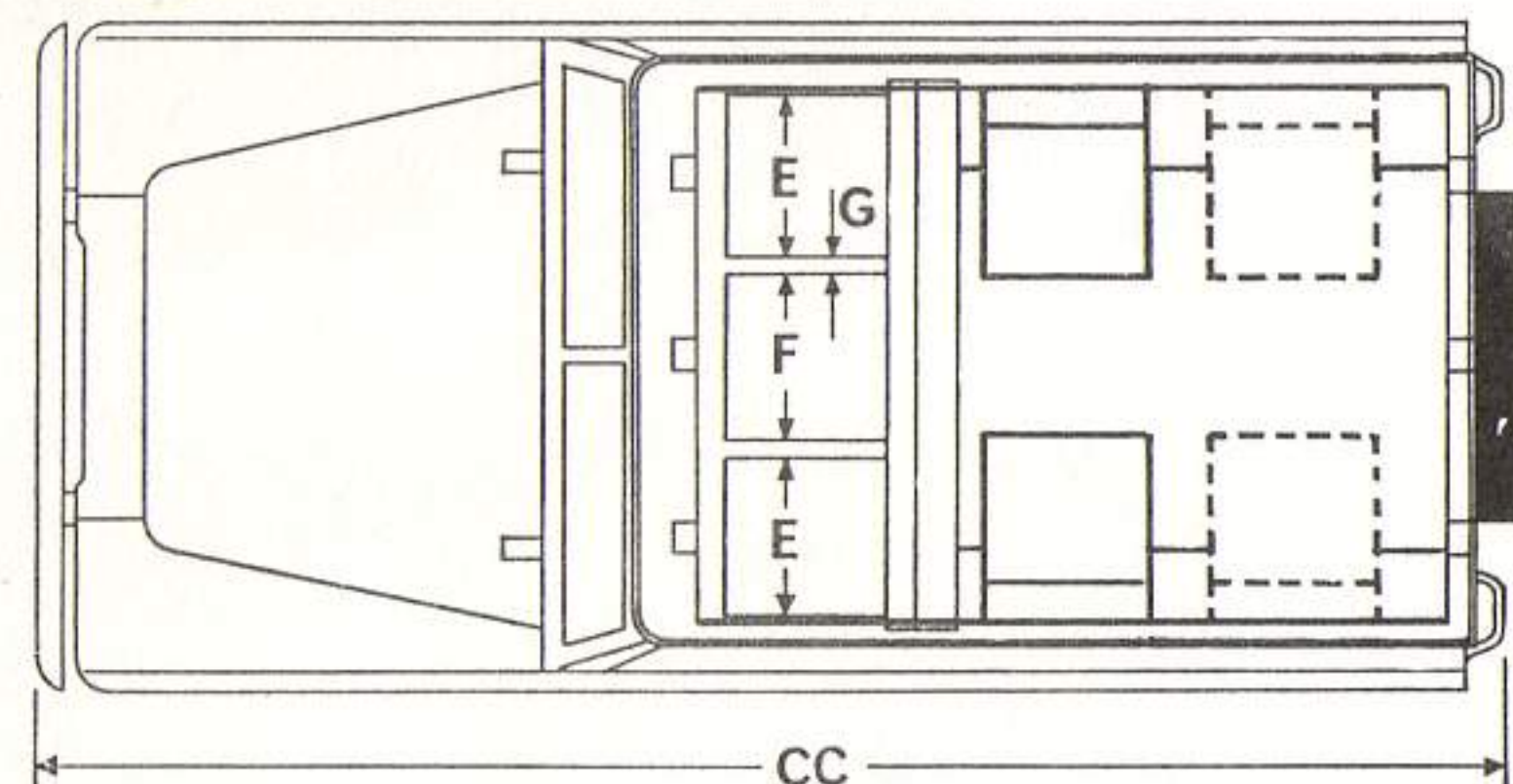
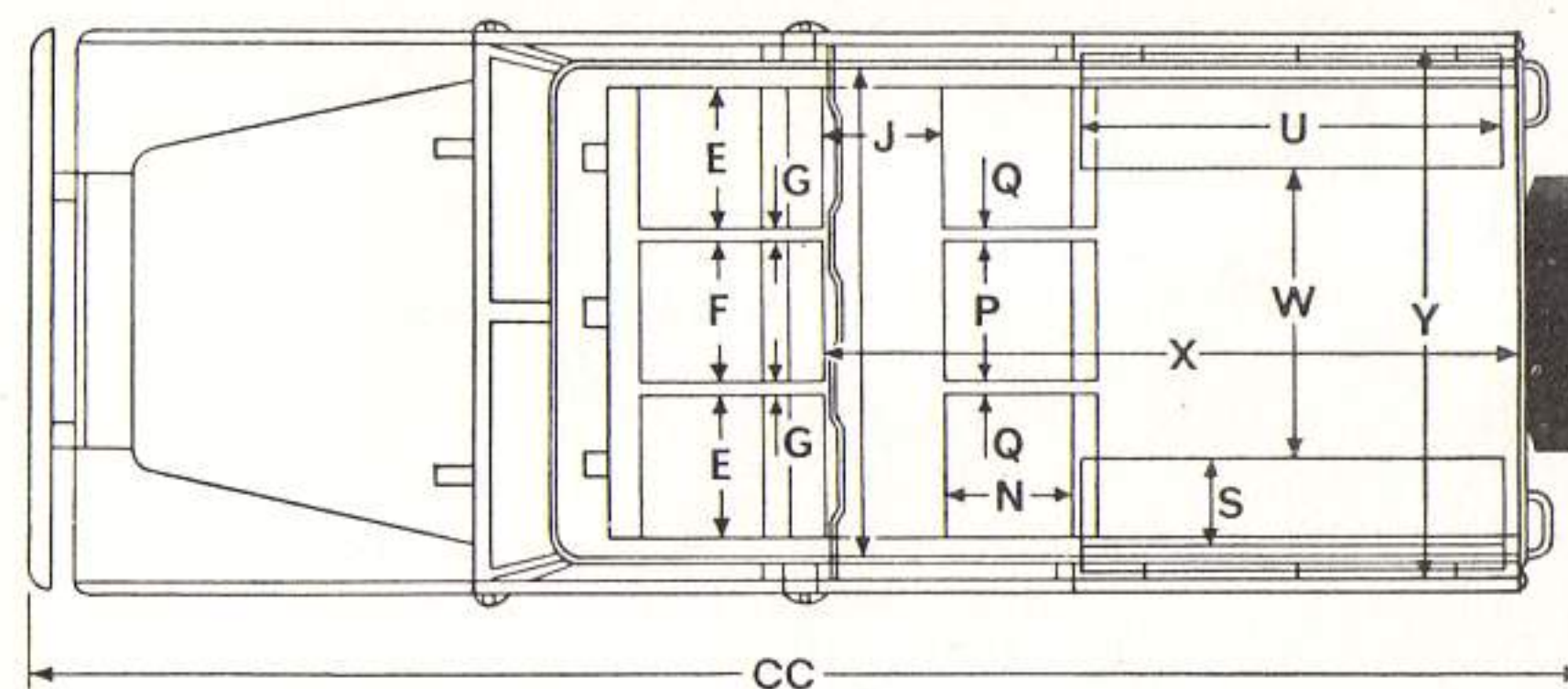
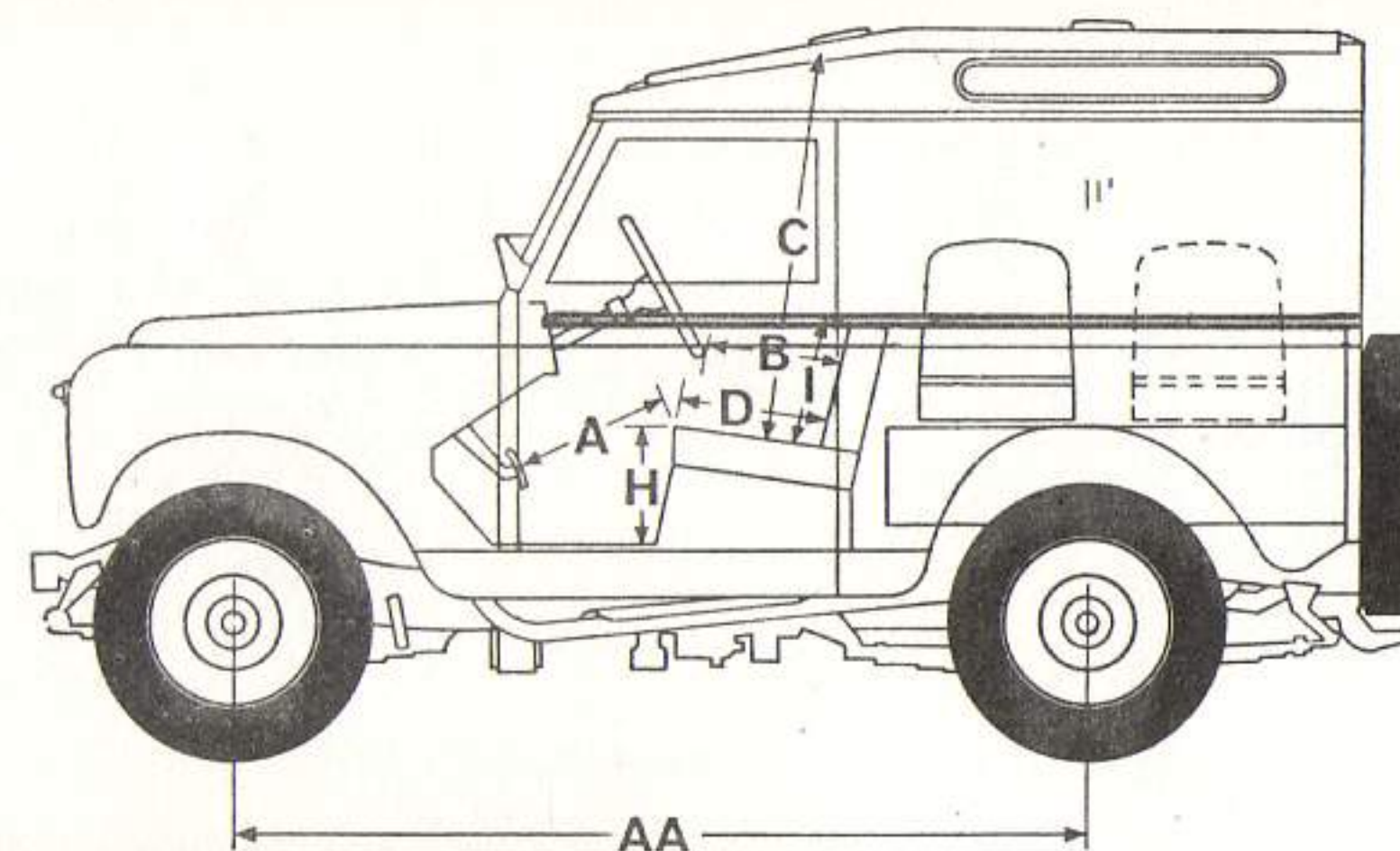
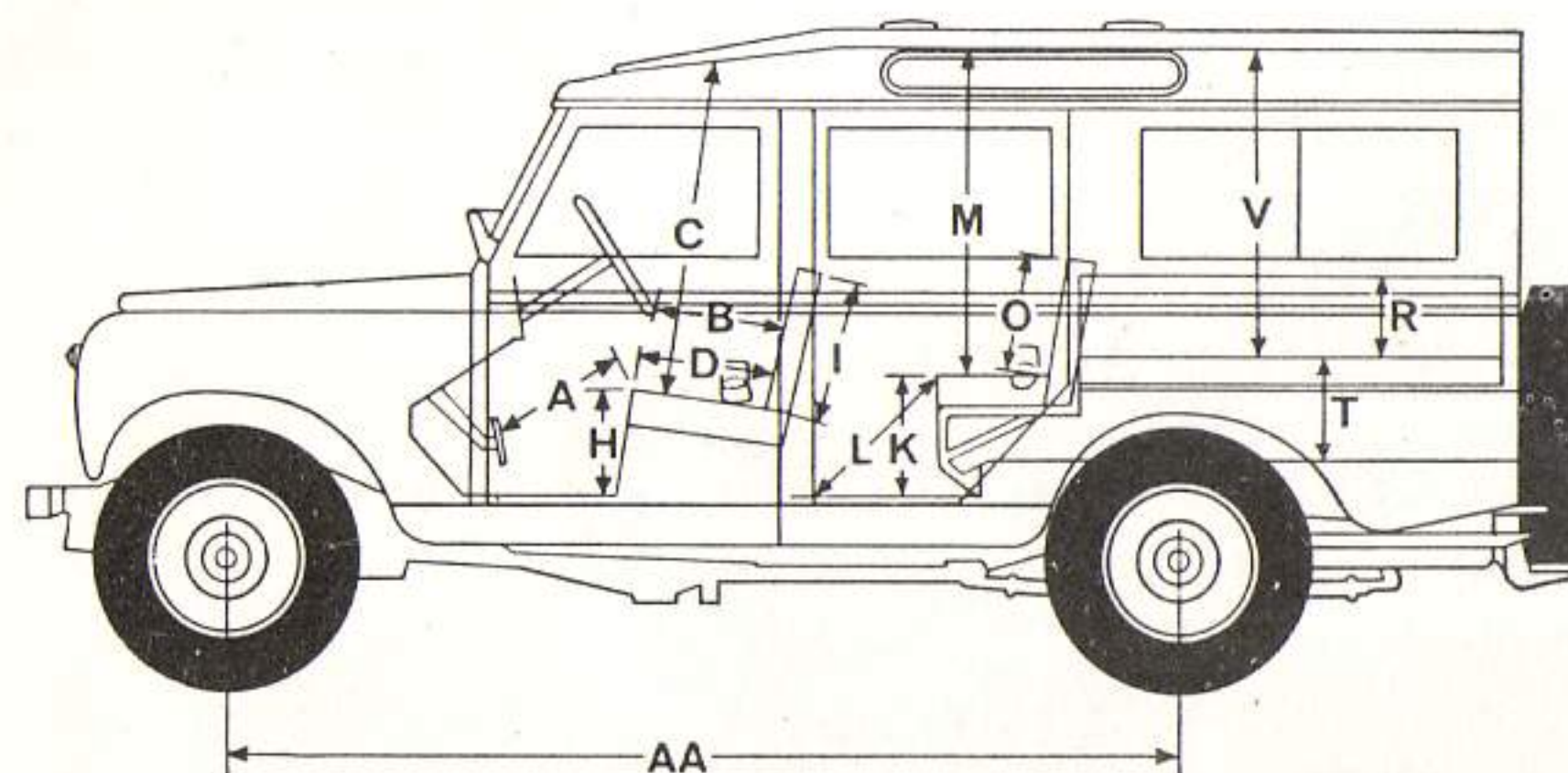
Interior S.W.B.



Interior L.W.B.



SPECIFICATION



DIMENSIONS

12-SEATER STATION WAGON

		Ins.	Metres
AA	Wheelbase	109	2.768
BB	Track	51.5	1.308
CC	Overall length	175.00	4.441
DD	Overall width (over hinges)	66.00	1.676
EE	Overall height	81.00	2.06
A	Front cushion to accelerator pedal	17.25	.438
B	Front squab to steering wheel	14.5	.368
C	Headroom, front seat	39.00	.991
D	Front to rear of front cushion	16.00	.406
E	Width of front cushion	18.00	.457
F	Width of front centre cushion	15.00	.381
G	Width between front seats	1.00	.025
H	Top of front cushion to floor	14.5	.368
I	Front squab height	17.00	.431
J	Front squab to centre cushion	12.5	.318
K	Top of centre cushion to floor	14.5	.368
L	Centre cushion to front seat box	18.75	.476
M	Headroom, centre seat	37.5	.952
N	Front to rear of centre cushion	14.5	.368
O	Centre squab height	15.00	.381
P	Centre cushion width	15.50	.393
Q	Width between centre cushions	1.00	.025
R	Rear squab height	12.5	.317
S	Front to rear of rear cushion	13.00	.330
T	Top of rear cushion to floor	12.25	.311
U	Length of rear cushion (minimum)	48.00	1.219
V	Headroom, rear seat	34.5	.876
W	Width between rear seats	28.75	.730
X	Length of body between front squabs and rear door	80.00	2.032
Y	Interior width of body	56.875	1.44

ENGINES

4-CYLINDER PETROL

No. of cylinders ..	4.
Bore	3.562" (90.49 mm.)
Stroke	3.5" (88.9 mm.)
Capacity	2,286 c.c. (139.5 cu. in.)
Valve position ..	Overhead.
Compression ratio ..	7 : 1
Max. B.H.P. ..	77 at 4,000 rev./min. (Gross).
Max. torque ..	124 lb. ft. (17 mkg.) at 2,500 rev./min. (Gross).

6-CYLINDER PETROL (Long Station Wagons only)

No. of cylinders ..	6.
Bore	3.063" (77.8 mm.)
Stroke	3.625" (92.075 mm.)
Capacity	2,625 c.c. (160.3 cu. ins.)
Valve position ..	Overhead inlet, inclined side exhaust.
Compression ratio ..	7.8 : 1 (7.0 : 1 optional).
Max. B.H.P. ..	93 at 4,500 rev./min. (Gross).
Max. torque ..	135 lb. ft. (18.6 mkg.) at 1,750 rev./min. (Gross).

4-CYLINDER DIESEL

No. of cylinders ..	4.
Bore	3.562" (90.49 mm.)
Stroke	3.5" (88.9 mm.)
Capacity	2,286 c.c. (139.5 cu. in.)
Valve position ..	Overhead.
Compression ratio ..	23 : 1.
Max. B.H.P. ..	67 at 4,000 rev./min. (Gross).
Max. torque ..	105 lb. ft. (14.5 mkg.) at 1,800 rev./min. (Gross).

DIMENSIONS

5-SEATER STATION WAGON

		Ins.	Metres
AA	Wheelbase	88	2.23
BB	Track	51.5	1.31
CC	Overall length	142.5	3.62
DD	Overall width (over hinges)	66	1.68
EE	Overall height	77.5	1.97
A	Front cushion to accelerator pedal	17.25	.438
B	Front squab to steering wheel	14.5	.368
C	Headroom, front seat	39	.99
D	Front to rear of front cushion	16.5	.42
E	Width of front cushion	18	.457
F	Width of front centre cushion	15	.381
G	Width between front seats	1	.025
H	Top of front cushion to floor	14.5	.368
I	Front squab height	18	.457



Royale on Safari



Equally at home in the City (Shown with optional elevating roof)

QUANTRILL'S
159C, WEST ROAD,
SHOEBURYNESSE,
PET SUPPLIES & D.I.Y.
PHONE 2884

CARAWAGON INTERNATIONAL LTD
THAMES STREET · SUNBURY · MIDDLESEX · ENGLAND
Telephone: Sunbury 85205