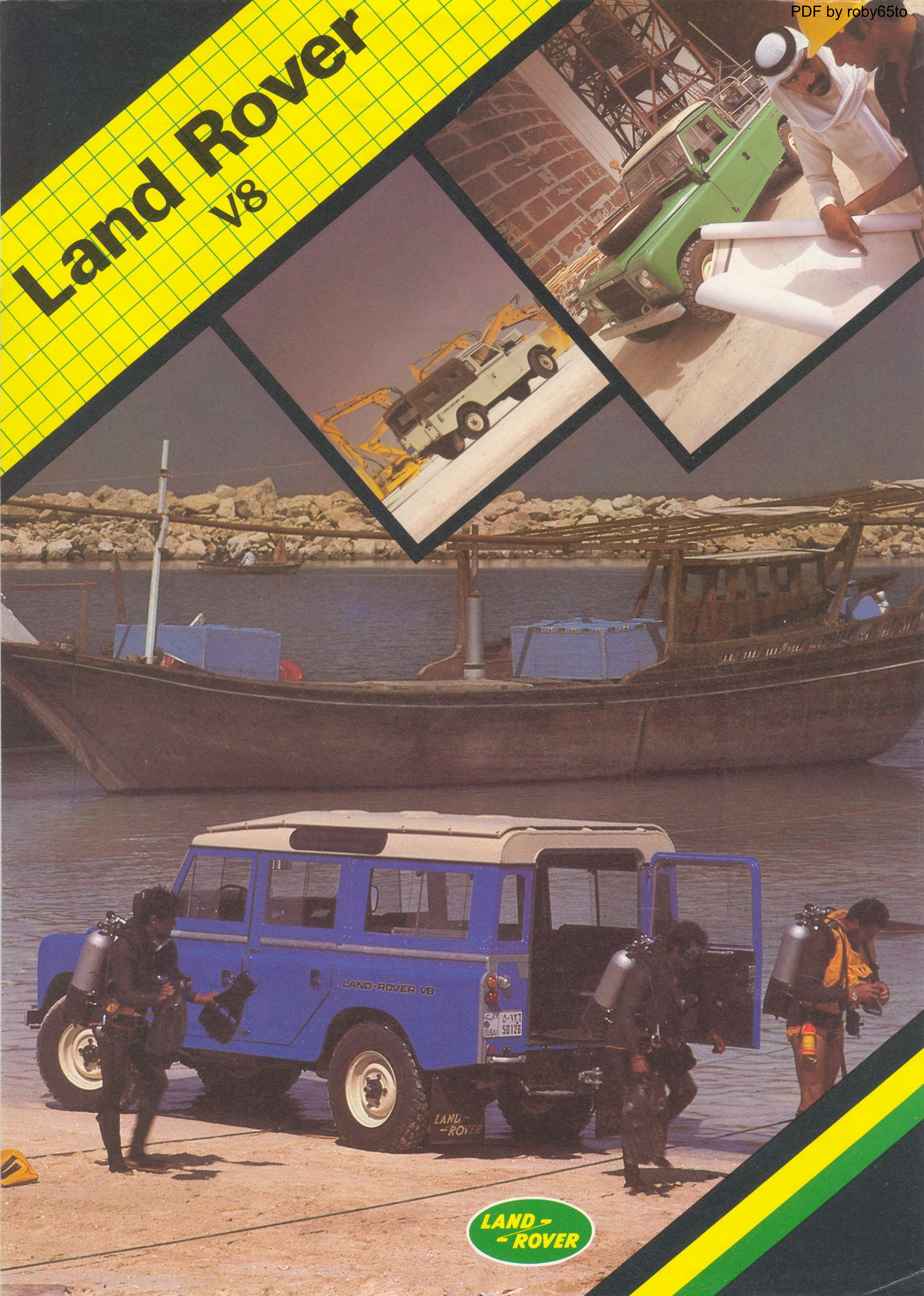


Land Rover

V8



Land Rover

V8

The Land Rover 3½ litre offers a bigger alternative in every way. It has a distinctively styled front end and has permanent four-wheel drive transmission, giving you unbeatable traction, safety and reliability on potentially dangerous road or track surfaces. The centre differential can be locked to pull you out of the most difficult conditions. You also have excellent off road performance and towing and yet the necessary power for comfortable high-speed travel on road. An ideal vehicle when extra power is required such as for emergency services, motorway patrol and towing heavy loads.

Technical Specifications

3½ litre Petrol

Type: o.h.v. all aluminium V8
Bore: 88.9 mm (3.5 in)
Stroke: 71.1 mm (2.8 in)
Capacity: 3528 cc
Compression Ratio: 8.13:1
Maximum Power: 68.0 kW (91 bhp) at 3500 r/min
Maximum Torque: 225.0 Nm (166 lbf/ft) at 2000 r/min
Firing Order: 1,8,4,3,6,5,7,2

Lubrication

Nominal Pressure: Engine warm at 2400 r/min. 2.1-2.8 kgf/cm² (30-40 lbf/in²)
Oil Filters Internal: Gauze pump-intake filter.
External: Full flow oil filter.

Fuel System

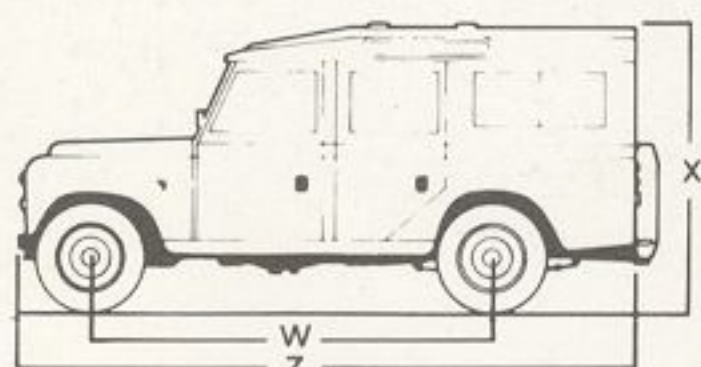
Carburettors: Twin Zenith Stromberg CD type.
Petrol Pump: Facet electrical.
Air Filter: European — AC Delco paper element.
Non-European — AC Delco.
Cyclone Type PC26 replaceable element.

Cooling System

Type: Pressurised with pump, fan, thermostat and pressurised expansion tank.
Working Pressure: 1.05 kgf/cm² (15 lbf/in²)
Thermostat: Detox engine 88°C
Non-detox engines 82°C

Transmission

Clutch: Diaphragm spring, single dry plate.
Diameter: 267 mm (10.5 in)
Main Gearbox: 4 speed and reverse — synchromesh on forward gears.
Transfer Gearbox: 2 speed reduction on main gearbox output.
Front and rear drive permanently engaged via a third differential — locked by a vacuum control switch.



Station Wagon:

Z	4.44 m	175.00 in
B	1.69 m	66.50 in
X	2.01 m	79.00 in
W	2.76 m	109.00 in
E	1.33 m	52.50 in

Steering

Type: Recirculating ball, worm and nut.
Lock-to-lock: 3.5 turns.
Steering Damper: Fitted to drag link (optional on some models).
Turning Circle: 14.3 m (47 ft)

Wheels

Type: Steel-ventilated disc
Fixing: 5 stud
Size: County 5.50F x 16
Tyre Size: 7.50 x 16 in

Suspension

Semi-elliptic, underslung road springs with hydraulic double acting, telescopic shock absorbers.

Electrical

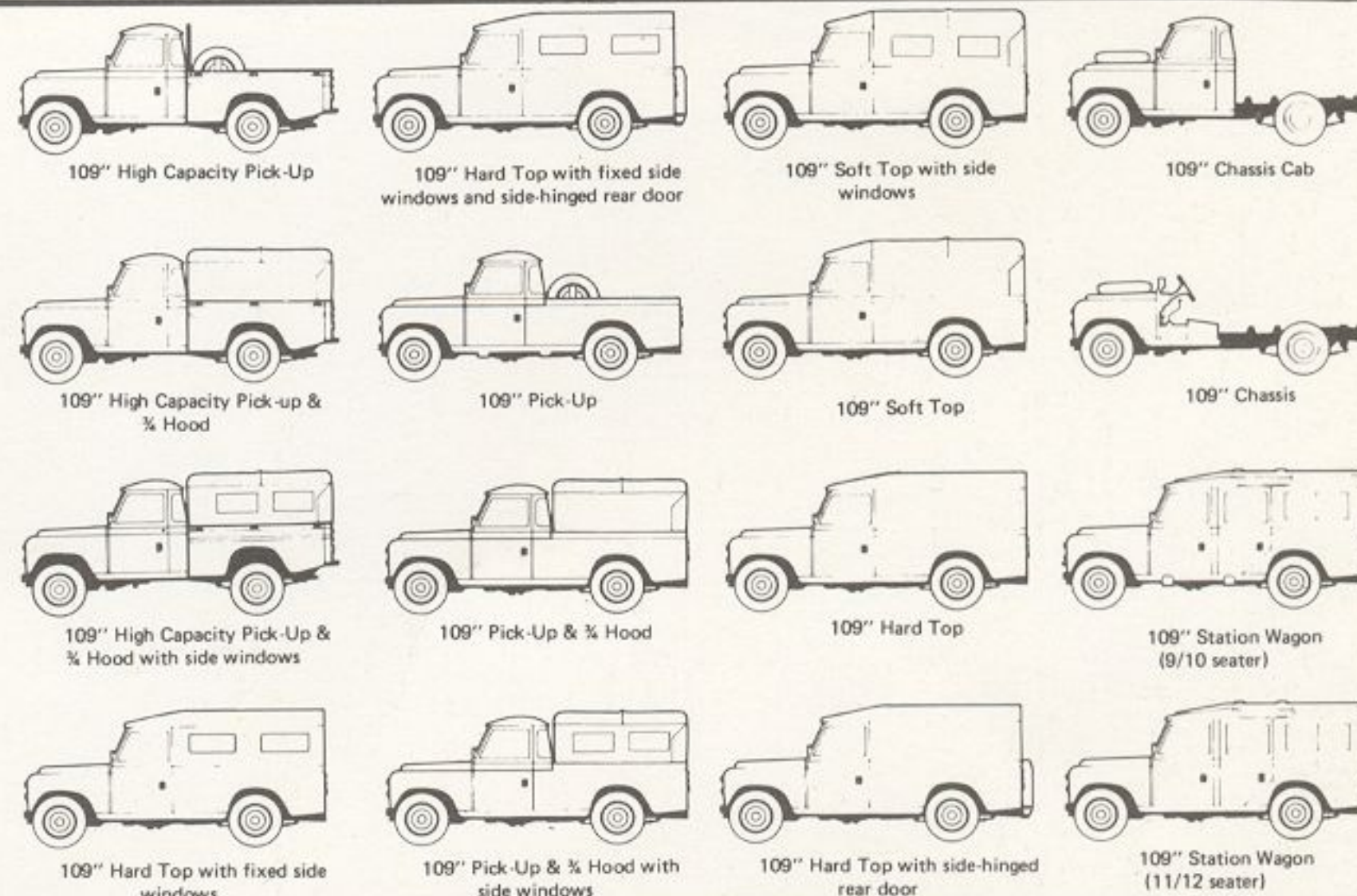
Petrol: Type: 12-volt negative earth
Battery: 58 amp/hour
Ignition: Coil
Alternator: 115/45-45 amp output
Starter Motor: Pre-engaged type

Capacities

Cooling System: 9.66 litres (17 pt)
Engine Oil: (including filter) 5.96 litres (10.5 pt)
Main Gearbox: 2.6 litres (4.5 pt)
Transfer Gearbox: 3.1 litres (5.5 pt)
Rear Differential: 2.6 litres (4.5 pt)
Front Differential: 1.53 litres (2.7 pt)
Fuel Tank: 68 litres (15 gal)

WEIGHTS AND DIMENSIONS

	Soft Top		Pick Up		Hard Top		12 Seater Station Wagon	3020 GVW High Capacity Pick Up
	Petrol	Petrol	Petrol	Petrol	Petrol	Petrol	Petrol	Petrol
	kg	lb	kg	lb	kg	lb	kg	lb
Unladen Weight								
Front Axle	829	1823	838	1848	830	1830	821	1810
Rear Axle	703	1550	697	1537	747	1647	905	1996
Total	1532	3378	1535	3385	1577	3477	1726	3806
EEC Kerb Weight								
Front Axle	855	1885	864	1905	856	1888	847	1868
Rear Axle	801	1766	795	1753	845	1863	1003	2212
Total	1656	3651	1659	3658	1701	3751	1850	4080
Gross Vehicle Weight								
Front Axle	1000		1000		1000		1000	
Rear Axle	1710		1710		1710		1710	
Total	2710		2710		2710		2710	
Overall length	4.445 m		4.445 m		4.445 m		4.445 m (excluding spare wheel)	4.64 m
Overall width	1.690 m		1.690 m		1.690 m		1.690 m	1.720 m
Overall height	1.980 m		1.920 m		1.975 m		2.010 m	2.03 m
Ground clearance	209 mm		209 mm		209 mm		209 mm	209 mm
Wheelbase	2.768 m		2.768 m		2.768 m		2.768 m	2.768 m
Turning circle	14.3 m		14.3 m		14.3 m		14.3 m	14.3 m



This publication is for international usage and while Land Rover Ltd. take the utmost care in ensuring that all details in the publication are correct at the time of going to press, we are constantly striving for improvement and therefore reserve the right to alter model specifications and equipment without notice.

Details of specifications and equipment are also subject to change to suit local conditions and requirements and not all models are available in every market.

Please consult your Land Rover dealer who will be pleased to advise you on current specifications.

Land Rover Ltd

Lode Lane, Solihull, West Midlands, England. Telephone: 021-743 4242 Telex: LanRovG338641
Cables Rover Solihull

LR 211/5.82/10M