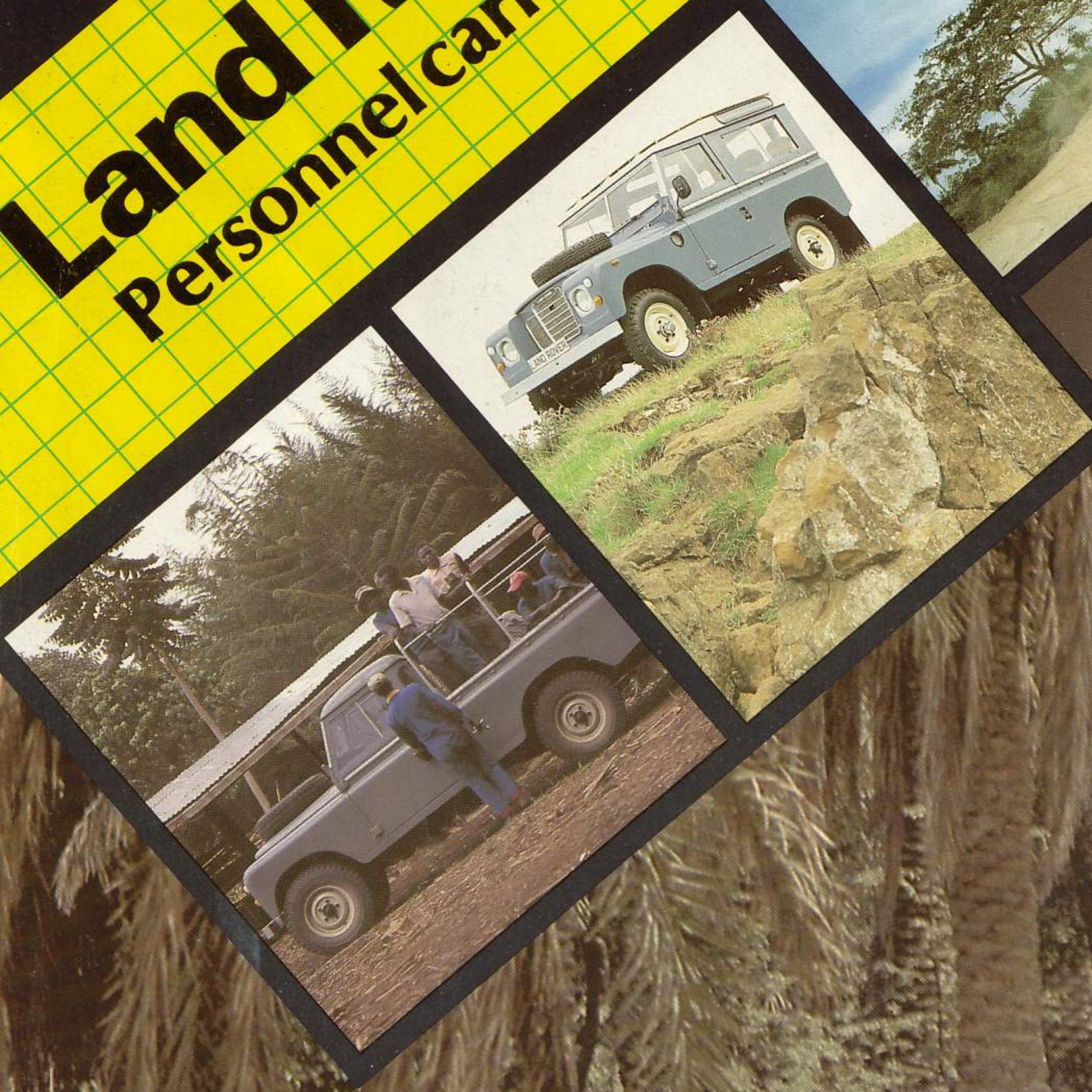



Land Rover

personnel carriers



Land Rover

Personnel carriers



Land Rover offers complete versatility and adaptability for all personnel transport requirements with its extensive vehicle range. Station Wagons, Hard Tops and Soft Tops are available in short and long wheelbase form with a choice of petrol and diesel engines. These vehicles are performing with distinction all over the world on construction sites and expeditions, at airports and emergency services—everywhere where unrestricted transport of personnel and equipment is required all year round, in all climates and under all conditions.

Rugged reliability does not have to mean Spartan style. The standards of comfort to which today's Land Rovers are built are very far from that. There is a seating capacity ranging from 2 to 12 seats. A selection of seats is available from the standard easy to clean vinyl seats to the de-luxe vinyl seats and at the top of the range the 'County' Seats. These seats are a new range of optional cloth seats (standard in 'County' Station Wagon) which further enhance interior comfort levels of all Land Rover models.

Controls are positioned for easy accessibility, with fingertip control of indicators, horn, headlamp flasher and dip, all off the steering column. Fresh air ventilation is provided by adjustable flaps below the windscreen. *A separate sales sheet is available for the County Station Wagon.

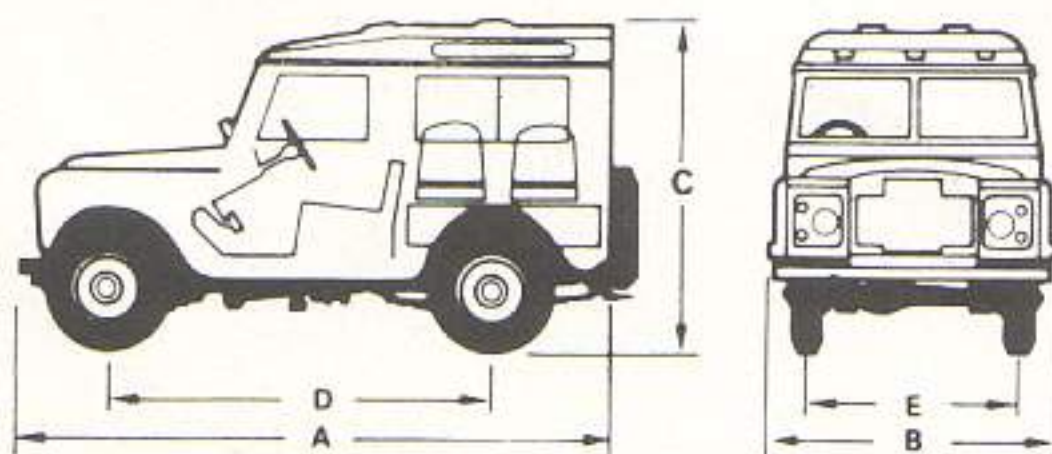
ENGINES

ENGINE	BORE	STROKE	CAP- ACITY	MAX TORQUE	MAX POWER	TRANSMISSION
2¼ litre Petrol	90.47 mm (3.56 in)	88.9 mm (3.5 in)	2286 cc	159 Nm/ 117lb.ft at 2,000 rpm	52 kw/ 70 bhp at 4,000 rpm	Selectable four-wheel drive
3½ litre Petrol	88.9 mm (3.5 in)	71.1 mm (2.8 in)	3528 cc	225.6 Nm/ 166.5lb.ft at 2,000 rpm	67.7kw/ 90.7bhp at 3,500 rpm	Permanent four-wheel drive through centre 3rd differential
2¼ litre Diesel	90.47 mm (3.56 in)	88.9 mm (3.5 in)	2286 cc	140 Nm/ 103lb.ft at 1,800 rpm	45kw/60bhp at 4,000 rpm	Selectable four-wheel drive

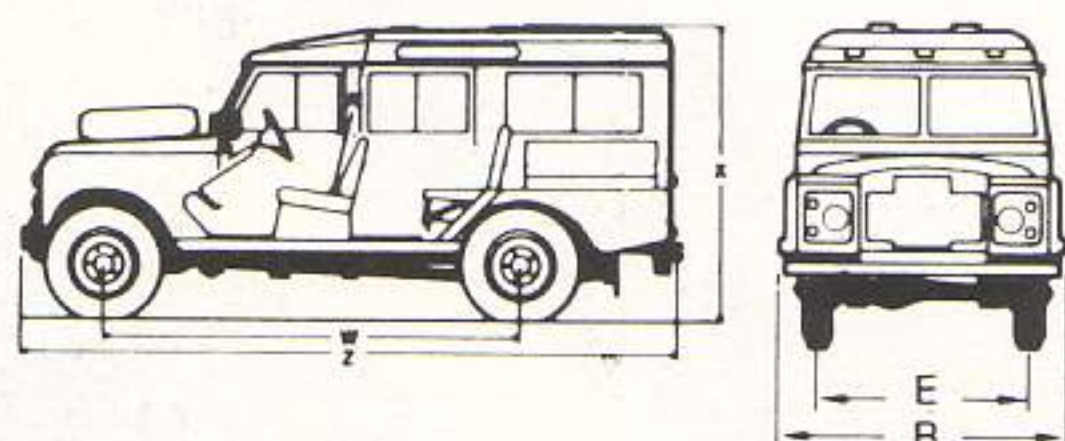
DIMENSIONS

Station Wagon: 88 in

A	3.62 m	142.00 in
B	1.69 m	66.50 in
C	1.94 m	76.50 in
D	2.23 m	88.00 in
E	1.31 m	51.50 in



Station Wagon: 109 in 109 in Wheelbase 10 & 12 Seater Station Wagon



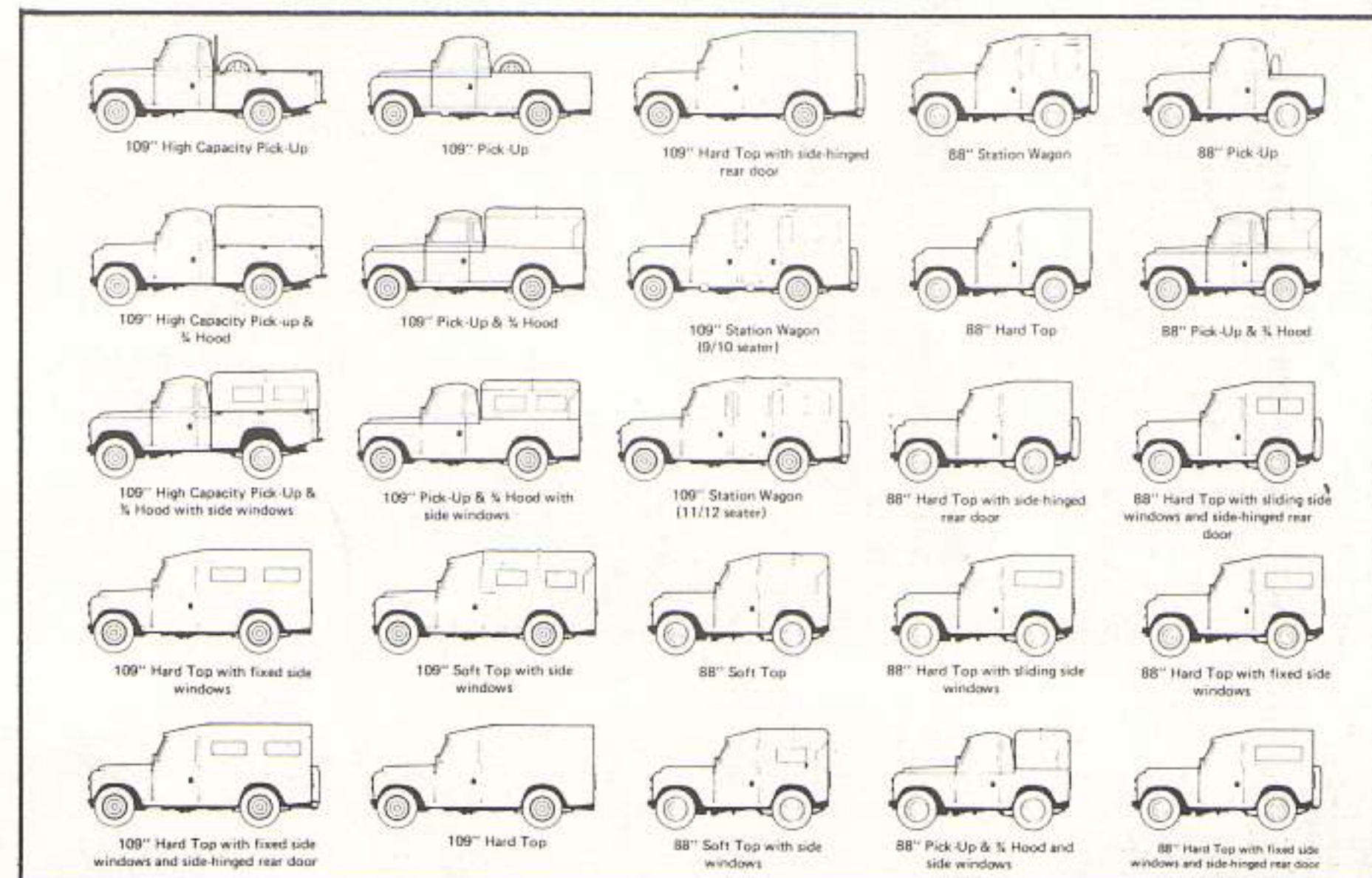
Z	4.44 m	175.00 in
B	1.69 m	66.50 in
X	2.01 m	79.00 in
W	2.76 m	109.00 in
E	1.33 m	52.50 in

TOWING WEIGHTS	P 4 cyl		D 4 cyl		P 8 cyl	
	On road	Off road	On road	Off road	On road	Off road
Trailer without brakes	500kg 1100lb	500kg 1100lb	500kg 1100lb	500kg 1100lb	500kg 1100lb	500kg 1100lb
Trailer with overrun brakes	2000kg 4400lb	1000kg 2200lb	2000kg 4400lb	1000kg 2200lb	2000kg 4400lb	1000kg 2200lb
4 wheel trailer with continuous or semi-continuous brakes, i.e. coupled brakes	4000kg 8800lb	1000kg 2200lb	3000kg 6600lb	1000kg 2200lb	4000kg 8800lb	1000kg 2200lb

Advised trailer nose weight limit 75 kg.

FEATURES

- Choice of 2¼ litre petrol or diesel engines and 3½ litre petrol engine
- Double skin tropical roof standard on Station Wagons
- Rear-Seats can be folded easily to allow extra load space
- All aluminium rust-free body panels
- Optional air conditioning
- Wide range of options and accessories available to suit all your requirements
- Selection of seats from basic vinyl to 'County' cloth seats.
- Extensive seating variations



Land Rover Ltd

Lode Lane, Solihull, West Midlands, England. Telephone: 021-743 4242 Telex: Lan Rov G338641
Cables Rover Solihull