


# Land Rover

*Country*



# Land Rover

## County

The Land Rover County Station Wagon available in short and long wheelbase form is the latest addition to the Land Rover range. With its impressive appearance it incorporates many new features which make it an extremely high specification on or off road vehicle.

The County Station Wagon is ideally suited to the private user wanting a versatile and reliable four wheel drive vehicle for leisure, work or the transportation of his family. Equally the County is attractive to the commercial user where a higher specification vehicle is required.

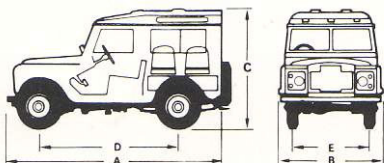
### ENGINES

ENGINE	BORE	STROKE	CAPACITY	MAX TORQUE	MAX POWER	TRANSMISSION
2¼ litre Petrol	90.47 mm	88.9 mm	2286 cm <sup>3</sup>	159 Nm/ 117lbf.ft at 2,000 rpm	51.5kw/ 69bhp at 4000 rpm	Selectable 4 wheel drive
3½ litre Petrol	88.9 mm	71.1 mm	3528 cm <sup>3</sup>	225.6 Nm/ 166.5lbf.ft at 2,000 rpm	67.7kw/ 90.7bhp at 3500 rpm	Permanent four wheel drive through centre 3rd diff.
2¼ litre Diesel	90.47 mm	88.9 mm	2286 cm <sup>3</sup>	139.7 Nm/ 103lbf.ft at 1800 rpm	44.8kw/60bhp at 4000 rpm	Selectable 4 wheel drive

### DIMENSIONS


County Station wagon: 88 in.

A	3.62 m	142.00 in
B	1.69 m	66.00 in
C	1.94 m	76.00 in
D	2.23 m	88.00 in
E	1.33 m	52.50 in



County Station wagon: 109 in.

109 in. Wheelbase 10 & 12 Seater Station Wagon



Z	4.44 m	175.00 in
Y	1.69 m	66.54 in
X	2.01 m	79.00 in
W	2.77 m	109.00 in
AA	1.33 m	52.52 in

TOWING WEIGHTS	P 4 cyl		D 4 cyl		P 8 cyl	
	On road	Off road	On road	Off road	On road	Off road
Trailer without brakes	500kg 1100lb	500kg 1100lb	500kg 1100lb	500kg 1100lb	500kg 1100lb	500kg 1100lb
Trailer with overrun brakes	2000kg 4410lb	1000kg 2205lb	2000kg 4410lb	1000kg 2205lb	2000kg 4410lb	1000kg 2205lb
4 wheel trailer with continuous or semi-continuous brakes, i.e. coupled brakes	4000kg 8820lb	1000kg 2205lb	3000kg 6615lb	1000kg 2205lb	4000kg 8820lb	1000kg 2205lb

Advised trailer nose weight limit 75 kg.

**Land Rover Ltd**

Lode Lane, Solihull, West Midlands, England. Telephone: 021-743 4242 Telex: LanRovG338641  
Cables Rover Solihull

### DETAILED SPECIFICATION

County Station Wagons

- | 88"  | 109" | FEATURE   |
|------|------|---|
| ●    | ●    | Russet Brown or Masai Red body with Limestone roof and matching panels. |
| ●    | ●    | Dedicated Livery  |
| ●    | ●    | 5.50 x 16 wheels  |
| ●    | ●    | Silver-grey headlamp bezels. (Black on 109" V8).                        |
| ●    | ●    | Tinted Glass.   |
| ●    | ●    | Twin Auxiliary Driving Lamps.   |
| ●    | ●    | 'County' Seats see below.   |
| ●    | ●    | 'County' Trim (Acoustically Damped) see below.                          |
| ●    | ●    | Head Restraints (2 front, outer seats only).                            |
| ●    | ●    | Spare Wheel Cover.  |
| ●    | ●    | Lifting and Towing Rings.   |
| ●    | ●    | Reversing Lights.   |
| ●    | ●    | Ashtray.  |
| ●    | ●    | Inertia Reel Seat Belts.  |
| ●    | ●    | Side repeaters.   |
| ●    | ●    | Rear Mudflaps.  |
| ●    | ●    | Radial Ply tyres  |
| Opt. | Opt. | Cubby Box (restrictions apply in certain markets) see below.            |

KEY: ● = STANDARD. Opt. = OPTIONAL

'County' Seats. The front seats have been developed from the latest designs and incorporate the following features:—

#### Front Seats

- Black and grey hound's tooth check tweed cloth.
- Improved fore and aft adjustment (outer seats only).
- Rake adjustable backrests (outer seats only).
- Improved visual appearance.
- Removable cushion.
- Additional contouring to further improve comfort and support.
- Front squab height adjustment (outer seats only).

#### Rear Seats

- Matching cloth trim.
- Improved styling and visual impact.

The new 'County' Trim is acoustically damped to reduce interior noise levels and improve passenger comfort.

Cubby box (see your Dealer for applicability).

- Black Vinyl Grained Finish
- Lockable Lid
- Open tray for loose change, etc.
- Conveniently located between front two "County" outer seats.

On road economy options.

OPTION	APPLICABILITY	SAVINGS THROUGH
Free-Wheeling Hubs	All models <b>except</b> V8's	Reduced front end friction, therefore: — More fuel economy, and better tyre life.
205 x 16 Radial Tyres & 5.50 x 16 Wheels	Standard on 88" County Station Wagon	Reduced rolling resistance, hence better fuel economy. Longer tyre life.
7.50 x 16 Radial Tyres	Standard on 109" County Station Wagon	Reduced rolling resistance, hence better fuel economy. Longer tyre life.
Overdrive	All models <b>except</b> V8	Lower engine speeds. Reduced engine wear. Quieter operation. Increased gear efficiency.